

A Sampling of Pattern Possibilities in ACS Studio¹


by Sandy McCauley
August 16, 2009

In all cases, a small amount of tweaking of the circles has been done, but NOT more than a minute or two per image. Also note that the same image is used throughout for comparison, however, the various possibilities are very dependent upon the nature of the image. Avoid singling out any particular style as being much better or much worse than another because the results could be quite different when applied to a different image.


Hatch Fill (only available in ACS Studio)



Line

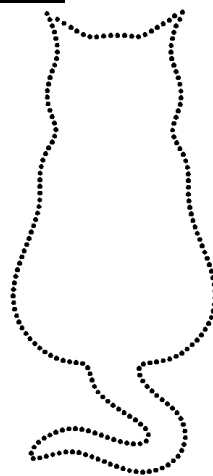


Spiral

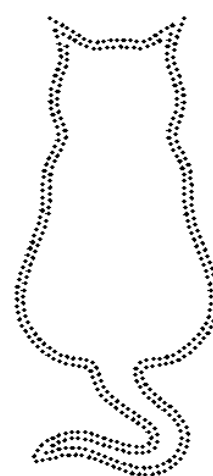


Island


Inline




Outline Only




Single Inline



Multiple Inline




Inline to Fill Image




Inline + Symmetrical Flip


Stenciling




45 degree Line




0 degree Line



Square




Circle




Conical

Shading

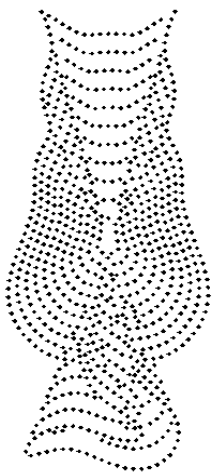


Block Shadow




Cast Shadow

Other



Metamorphosis



AND Weld